



The Bible Reaches Australia

Big Idea: God transforms people in Australia when Christians show Jesus' love to them.

#12

Missionary Focus: David and Janet Matthews, and Don Richardson

Students Will:

Know

- David and Janet Matthews protected Australian Aborigines from unjust settlers.
- God used the Matthewses to reach Aborigines for Christ.
- Don Richardson discovered a special key to reach people of Irian Jaya: the "peace child" analogy.
- We are not just to reach people across the ocean, but also those who are across the street.
- New Testament Structure & Authors*: Review.

Feel

- Dissatisfied that some people still don't have an opportunity to hear the Gospel.
- Deeply grieved at how some people mistreat others.
- Motivated to bring justice to the world through the love of Christ and His Gospel.
- Intrigued by searching for keys to reach people, as with the "peace child" analogy.

Do

- Pray for the people of Australia and Oceania.
- Identify the person who first introduced them to Jesus.
- Identify a person they would like to share Jesus with.



Pray for Wisdom

Lord, my life counts because You have given it meaning. Bring meaning to the lives of my students as they consider what You are doing around the world to accomplish Your purposes.

I also want to fulfill the purpose You have for me with my students. Show me how I might do that. In Jesus' name I ask for this blessing, amen.

Lesson Summary

In Australia and on its neighboring islands of New Zealand and Irian Jaya/Papua New Guinea live over 30 million people. While most of Australia's population is of European descent, many people groups, such as those on Irian Jaya, had been isolated by oceans from the rest of the world for centuries until the arrival of missionaries. When devoted servants of Christ arrived with the Good News, they were seeking to fulfill their Lord's command to be His witnesses "to the ends of the earth" (Acts 1:8).

This is the last of a series of lessons on the lives of a few of the dedicated believers who have helped to spread the Gospel across six continents. In David and Janet Matthews, students will see a loving couple whose ministry to the outnumbered Australian Aborigines gives a wonderful example of caring for people who are despised. Don Richardson's experience with the "peace child" in Irian Jaya will cause students to marvel at how capable God is to communicate the message of His Son to any group of people in a way they can understand.



The Bible Reaches Australia

IRIAN JAYA



AUSTRALIA



ANIMALS OF AUSTRALIA

Cross out the animal that does not belong.







FACTS ABOUT AUSTRALIA

- * When it is winter in the Northern Hemisphere, it is summer in Australia.
- * Years ago, England sent its criminals to Australia.

Why We Got the Bible 2-B-12

45

Use the activities above to introduce your students to Australia and its people.



Sing with Joy

Special Songs

Two songs have been created to reinforce the learner targets for this unit. Lyrics and music are printed in this Teacher's Guide.

- *Treasure Expedition* (Mark Chase, 1998) Theme song for Level 2—motivates students to

treasure the Bible and read it regularly.

- *God's Great, Wonderful Word* (Mark Chase, 1999) Theme song for Unit B—challenges students to share the Good News about Jesus with others.

Memorize Bible Verse

Use your favorite Bible translation to review the five previous verses:

- Philippians 3:8
- 2 Peter 3:18
- Matthew 28:19
- Proverbs 11:30
- John 15:8

Suggested Memory Activity:

Tape Recorder Review

Bring a tape recorder with several blank tapes. Allow the students to practice the verses without the recorder until they are ready to record them. Allow them to recite as many of the memory verses as they choose to, as you record them. Then play it back for the students to hear themselves on tape. Allow each one who is ready to have a turn, as time permits. (If you have many students, you may want to use helpers and extra tape recorders.)

Alternate Passage:

Psalm 19:7-14 (learned through the entire unit).

Pray for Power

Pray that the children would clearly see that God has done amazing miracles in spreading His Word to all continents. Ask God to continue spreading His Word to all people groups—through the obedience of His children.



Spark Interest

You will need: something that illustrates a mother kangaroo and her baby, such as a stuffed animal, magazine pictures, etc.

Before class, look up “kangaroo” in an encyclopedia and familiarize yourself with a few interesting facts about this animal. Tell students that you are thinking of an animal that comes from Australia. Give hints as necessary until they guess a kangaroo. Show your pictures or stuffed animal as you share your interesting facts about kangaroos. Ask them about the pouch. Describe how helpless a little joey is, and that the mother’s pouch provides a safe place of protection. Without this place of protection, the little joey would die. Tell students that your first story tells about two missionaries who were able to offer eternal life to helpless people by protecting them in a safe place.

Explore Scripture

You will need a world globe.

Have a volunteer find Australia on the globe. Help students find 1 Thessalonians 2:7-8. After reading these verses, read or tell in your own words this story of David and Janet Matthews:

In 1853 two children, David Matthews and Janet Johnston, sailed from England with their families to Australia, a place on the other side of the world. It was common in those days for English families to settle in Australia. In fact, most of the people who live there today have an English background. The Matthews family opened up a store along the Murray River where many Aborigines lived. Aborigines are the first people who lived in Australia. They live in tribes, like ones you have heard about in South America. These people hunted, fished, and lived in the great outdoors. Their customs are still the

AUSTRALIA

HERO

Settlers were cruel to the Aborigines. What did David and Janet Matthews decide to do about it?

- Opened a mission where Aborigines would be safe.
- Set traps for the settlers.
- Threw rocks at settlers and called them names.

Why do you think the Aborigines listened when David told them about Jesus?

DID YOU KNOW?

- * David's parents started a candle store in Australia.
- * After David died, Janet ran another mission by herself for ten years.




IRIAN JAYA

Don Richardson told the chief that the tribes must stop fighting. To make peace, what gift did the chief offer?

Put a ★ in front of the true statements.

- ★ John 3:16 says that God gave His only Son.
- ★ It was hard for the chief and his wife to give up their baby.
- ★ Don told the people that Jesus was God's Peace Child.

The chief gave his baby, but the war still did not stop.



After sharing the stories about the Matthews and Don Richardson, talk about other people who serve God in Australia.

same after hundreds of years. In David’s time, the settlers were beginning to outnumber the Aborigines. Young David noticed that many settlers were cruel to them. Aborigines had no rights and not much chance of protecting themselves. The settlers had guns, unfair laws, and more people. The cruelty of the settlers bothered David. He got to

know some of the Aborigines and became their friend.

Nineteen years after they left England, David and Janet got married in Australia. They had a lot in common. They both loved God and wanted to serve Him. They loved each other. And they both loved the Aborigines. They decided to set up a “mission” along the river. (A “mission” is a place Aborigines could

PRAY FOR AUSTRALIA!

Your prayers can make a difference!

- * Aborigines still need to hear the Gospel.
Pray that the Holy Spirit will help Australian Churches reach these people.
- * Many groups of people live on the islands around Australia.
Pray that God will send missionaries to them.
- * People from all over the world go to Australia because it is warm.
Pray that they will hear the Good News about Jesus while they are there.



People everywhere need to hear that Jesus can save them. But they can only hear if someone tells them. Who first told you about Jesus?

my parents

Thank God for that person right now.
Then ask God who He wants you to tell about Jesus.
Write that person's name here.

Tell him or her the good news!

Review all 5 Memory Verses

- Know JesusPhilippians 3:8
- Grow Strong2 Peter 3:18
- Go to PeopleMatthew 28:19
- Sow the Good NewsProverbs 11:30
- Show Good FruitJohn 15:8



Pray for the needs of the people in Australia with your students.

go where they knew they would be safe among friends who cared about them.) Daniel and Janet were mistreated by people who didn't want anyone to help the Aborigines. But it didn't matter—the Matthews family was going to keep on loving the Aborigines. Janet was a sweet and gentle lady who showed the Aborigines what the love of God was like. David shared the Good News

powerfully every chance he got. Together, David and Janet worked at the mission along the Murray River for twenty-seven years, offering safety to Aborigines. Many of them gave their hearts to Jesus.

Have students turn to page 45 and do the animal activity before going over Facts About Australia. Then direct students' attention to student workbook page 46 and help them fill

in the information about David and Janet Matthews.

Call their attention back to the globe to show Irian Jaya (the western half of the large Indonesian island north of Australia). After telling them about Don Richardson (see below), use the sidebar on page 46 to review the story.

In a little hut in the jungle of Irian Jaya, an American missionary named Don Richardson was praying hard. The tribes were at war again. Every time a person from one tribe was killed, that tribe would kill ten from the other tribe. The hatred and fighting got more and more terrible. For hundreds of years, these tribes had learned to fool each other. They would pretend to be friends with someone from another tribe. As soon as that person trusted them, they would kill him. Sometimes they would even eat him. It made them laugh wickedly to think that they had fooled their enemy. Nobody could really trust anybody. Don felt hopeless. It seemed that these people were so trapped in their lying and killing ways that they would never be able to change. Whenever Don told the people about Jesus, they laughed at him. "Jesus must have been weak," they said, "because somebody killed him."

Don begged one chief to stop the war. The chief told Don that it wasn't that easy. But he thought about Don's words as he walked away sadly. One day the chief met with the chief of the enemy tribe. He said that he wanted the war to stop. Don could see that the chief was holding something in his arms. It was a baby. The chief handed the baby to the enemy chief. Don could hear a woman crying loudly. Except for the crying woman, everyone was very still as the enemy chief walked away with the baby. What was going to happen?

Later the chief told Don, "You said we must make peace. The only way our people can have peace is if a chief gives up his baby. If he is willing to give up his baby, the fighting will stop." That baby was called the "peace child." It was not easy for the chief to give up his child. It was his wife, the baby's mother, who had been crying. The chief was very sad, too. But he gave up his child so that there would be no more war, no more

death. Now there could be peace between the tribes forever.

Suddenly, Don understood that God was answering his prayer. It had seemed that all these tribes knew was lying and killing. Now Don understood that they also knew about a “peace child.” When he explained that God gave up His Son so that we would not have to die anymore, the people began to understand the Gospel. They realized that when Jesus died on the cross, He was our “Peace Child.” Soon the hearts of these angry, fighting people began to soften. They didn’t laugh about Jesus anymore. They loved Him! Tears came to their eyes when they thought about how God loved them so much that He gave up His Son for them. “How can we be saved?” they asked. Don smiled. He was glad to tell them.

Inspire Action


You will need a baby doll.


Direct students to page 47 of their workbooks. After discussing Australia’s prayer needs as a class, divide the class into two groups. Appoint a “chief” for each group. Tell them that they have been at war with each other for years. Have them pretend that every one of them has had a friend or family member die because of the other group. Retell the story of the “peace child,” with students acting it out solemnly. At the end, have the “warring tribes” sit peacefully in a circle. Let them ask any questions they may have. Be sure to emphasize the analogy of Jesus as our “Peace Child.” Allow time for students to do HeartBeat on page 47 of their workbooks.

Pray for Life-Change

God showed Don Richardson how to reach the people in Irian Jaya. David and Janet Matthews worked hard to open the hearts of the Aborigines of Australia. In the end, they were successful because God blessed their work.

Pray that God would give your students insights into how to reach out to others they know who are in need of Jesus. Ask that God would bless their desire and efforts to share God’s love and forgiveness.





I have read Daniel 11:36—12:13.


TRUE / FALSE The antichrist will rule forever (11:44-45).


The great prince who protects God’s people is named Michael (12:1).

In God’s eyes, people who shine like the stars: (12:3).

<input type="checkbox"/> stay up late at night	<input type="checkbox"/> are astronauts	<input type="checkbox"/> are wise
<input checked="" type="checkbox"/> lead many to righteousness	<input type="checkbox"/> are in the movies	<input type="checkbox"/> never sin

The persecution of God’s people will last 1290 days (12:11).





Use the Author Key to find the symbol that shows who wrote each New Testament book.

(Say the name of each book and the person who wrote it aloud.)

Author Key


★ = name of book and author is the same

L = written by Luke

P = written by Paul

? = nobody knows who wrote this book

J = written by John



Encourage students to complete this page before the next lesson.

Pray that He will give them simple opportunities to make their faith in Jesus known to others. Ask that He give them a positive experience and reinforce in them a lifelong desire to share Jesus, the Source of Life.

Pray for the personal requests of students. Encourage children to voice their prayer concerns. Be sure to pray for each one.

N.T. Structure & Authors

This section will help your students understand how the New Testament books fit together. They will also identify who wrote each New Testament book.



1. Snack Idea

(10-15 minutes)

Serve shredded coconut or coconut cookies. Share with the children that Papua New Guinea and Irian Jaya have many palm and coconut trees.

2. "Peace Child" Drama

(15-25 minutes)

Have the students recall the story of Don Richardson and reenact the true story of the "peace child." Be sure to have them include Don Richardson's analogy to Jesus being God's "Peace Child." Help your students understand that the one is the picture of the other, that one is to appease an enemy chief and the other is to satisfy a Holy God (who is loving enough to sacrifice His only Son to satisfy Himself).

3. Name that Place

(15-20 minutes)

Using a globe, review with the children the various continents discussed in the last six lessons. Allow them to share what countries are on which continents. Ask them the question: If you become a missionary overseas, where would you like to go? Have them explain why. (This is meant to be a fun activity for those who are interested to share. Be careful not to let anyone feel pressured. Thankfully, motivation for God's service is God's job to be accomplished in His time and in His way.)

4. Mission Hut

(25-30 minutes)

Construct a mission hut in the corner of the room and allow students to role-play the various ways a missionary might touch the lives of those they are seeking to reach. Activities could include literacy training, medical and dental services, language training, Gospel presentations, and building projects.

5. "Word Like a River" Video

(\$7.95; 20 minutes; English, Korean, Spanish)

If it is not in your church library, you may order the video from Wycliffe Bible Translators at (800) 222-1495.

Depending on the age of your students, you might want to accompany the video with sharing and discussion between segments. Or simply show the portion of most interest to your students.

Teacher Tip

It's been said that hearing connects with the memory; seeing connects with the heart; and doing connects with the life. Generally speaking this is true—so get your students up and doing on regular occasion.

Supply Checklist

General Supplies:

- Bibles, student workbooks
- pencils, pens, markers
- paper, glue, tape
- "Hidden People" Profiles

Spark Interest

- a kangaroo stuffed animal, or magazine pictures showing a kangaroo

Explore Scripture

- a world globe

Inspire Action:

- a baby doll