



The Bible Calls to Everyone

Big Idea: God's message extends around the world when I help to make disciples.

#6

Bible Text: Genesis 12:1-3, 15:1-5, 22:18

Students Will:

- Know**
- God promised to bless every nation through Abraham's offspring.
 - God wants to use them to help spread the Gospel around the world.
 - God sent Jesus as the promised blessing to everyone.
 - God wants the Gospel to reach people in every nation.
 - *New Testament Structure & Authors*: 21 doctrine books tell about Christian beliefs and lifestyle.
- Feel**
- Excited about God's great plan to reach others for Christ.
 - Grateful for God's promise to Abraham.
- Do**
- Select one thing they can do this week to help spread the Gospel.
 - Discuss why God blessed Abraham's descendants.
 - Write the names of people they want to tell about Jesus.



Pray for Wisdom

Lord, help me understand what You have in mind when You tell us to make disciples throughout the world. Help me grasp my own role in this critical work. I am available to do my part.

Give me wisdom and sensitivity today as I work with the students to help them really connect with Your call on their lives. In Jesus' name, amen.

Lesson Summary

Sometimes our perspective is very small. We think and function as though we live in a tiny universe, and everything revolves around us. Sadly, this is often true with regard to our faith. Many Christians act as if they were intended to be the Gospel's final recipient. They receive the Good News but never pass it on. They forget that the same blessings they have received in Christ are for the rest of the world, too.

On several occasions, God told Abraham that all the peoples of the earth would be blessed through him. What a promise! Sadly, many today who proudly trace their ancestry to Abraham only equate the promised blessing with land, heritage, or laws. Relatively few understand that the real blessing is in the Person of

Jesus Christ, the Savior of all who call on Him in faith.

In this lesson and throughout the rest of the unit, your students' worldview will be stretched. They will take a deeper look at God's master plan to save the world, and they will be challenged to get involved as a servant of Christ to help accomplish history's greatest mission.

Genesis 15

The Bible Calls To Everyone

Have you ever tried to count the stars? For every star that you can see, there are thousands of other stars that you can't see because they are too far away.



Read Psalm 147:4.

What does God know about every star?

its name

What does God care about more than stars?

people

Do you think He knows their names, too?

YES

NO

NOT SURE

treasure the Bible and read it regularly.

- *God's Great, Wonderful Word* (Mark Chase, 1999) Theme song for Unit B—challenges students to share the Good News about Jesus with others.

Memorize Bible Verse

Use your favorite translation to teach and review:

- Colossians 3:2
- Deuteronomy 6:5
- 2 Corinthians 5:17
- Psalm 119:1
- Esther 4:14

Suggested Memory Activity:

Ordered Shell Game

Tell the students you are going to play a game with one or more of the verses. Put each word of the verse on a separate card. On the back of each card, put numbers for each of the words in order starting from the beginning, with the last number on the card with the reference. First read the verse aloud, pointing to the appropriate card as you say each word. Then, as you call out the numbers randomly, have students guess which word is under which number. At first they may tend to miss their guesses but will get better the longer the game is played. At the end, ask a student or students to repeat the whole verse as you point to the numbers from beginning to end. Do this with each verse to review it.

Alternate Passage:

Psalm 19:7-14 (learned through the entire unit).

Pray for Power

Pray that your students would be filled with an appreciation for God's Word today. As they review the verses, may they see how the verses have strengthened their character.

Sing with Joy

Special Songs

Two songs have been created to reinforce the learner targets for this unit. Lyrics and music are printed in this Teacher's Guide.

- *Treasure Expedition* (Mark Chase, 1998) Theme song for Level 2—motivates students to

Prepare
Hearts

Explain that people are much more important than stars because God created us in His image.



Spark Interest

You will need: 6" x 6" pieces of lightweight paper (one for each student), scissors.

(See "How to Make a Star" *Extend Learning* activity on page 41.)

Practice making five-point stars according to the diagrams. Before class, pre-fold one paper per student and draw a line on each to show where it is to be cut. Save one unfolded paper to do a demonstration in class.

Hold up the unfolded piece of paper and begin to fold it slowly as you dialogue with students. Long ago, before there were any people, God made the stars. Have you ever stayed up late and looked into the starry sky at night? Did you know that every single tiny twinkling star is bigger than this whole world? How many stars do you think there are? Hundreds? Thousands? As you get ready to make your cut, say: "I know of a star that no one has ever seen before. This one!" Unfold the paper to reveal your star.

Explore Scripture

You will need: a large picture or chart showing thousands of stars (or refer to the painting in the student workbook, page 21), a large picture showing a multitude of people (optional).

Have students find the Book of Genesis. Explain that Genesis is the book of beginnings. It tells how the world began. It tells how the stars were made. It tells about the first people. And it gives the first hint about God's big plan to save the world. Read or retell this account in your own words:

Two thousand years before Jesus was born, there was a rich man whose name was Abram. He lived



God promised to bless the whole world through Abraham's children. (The Bible sometimes uses words like "seed", "offspring", or "descendants" when it refers to Abraham's children.)

All the people below descended from Abraham's family.

Circle the name of the special person God was talking about when He said, "Your children will bless the whole world."

Daniel

Isaac

David

Moses



Joseph

God's blessing upon Abraham's children did not stop with Isaac. It included Abraham's grandchildren, his great-grandchildren, their grandchildren, and their grandchildren and so on, forever!

Why do you think God blessed Abraham's descendants?
(See Genesis 22:18.)

So that all the nations on earth would have a Savior



Help students understand that Jesus was God's ultimate blessing to bring hope and salvation to people from every nation on earth.

in a big city called Ur. Abram was already old when God spoke to him one day. "Pack your things," God said, "because I want to take you to a new place. I will make you into a great nation, and through you all the nations in the whole world will be blessed."

Right away, Abram obeyed God and left his father's house, his city, and his friends. He was so excited!

No one had ever made such a wonderful promise to anyone before. As Abram traveled, he wondered how God would do this marvelous thing. Abram, a great nation? He didn't even have any children. In fact, he and his wife Sarai were too old to have children. And how would all the nations of the world be blessed through him? The world was so



The number of people in the world is like the number of stars. Jesus died for people everywhere.

On the points of your star, write the names of people you want to tell about Jesus.



Remember, God doesn't expect you to tell everyone in the world about Jesus. He just wants all of His people to tell others about Him. Together, followers of Jesus can let the whole world know!



REVIEW

- The Bible...
 Enters My Mind.Colossians 3:2
 Molds My HeartDeuteronomy 6:5
 Changes My Life2 Corinthians 5:17
 Guides My FuturePsalm 119:1
 Reaches My FriendsEsther 4:14

As Abram began to count the stars, his eyes soon grew tired and blurry. "I cannot count them, Lord. There are too many." Now hold up the large picture of the multitude of people if you have one. "This is how large your family will be," said the Lord. "You will never be able to count them, either."

Pass out the folded papers, one to each student. Instruct them not to unfold them. With the scissors, go from child to child allowing them to cut along the line. Once they have unfolded their stars, tell them to hold them carefully because they are going to do something with them later. At this point, allow time for students to complete pages 21 and 22 in their student workbooks.

Ask: How did God bless the entire world through Abram? Explain that God finally did give Abram a son when he was 100 years old. Abram's name was changed to "Abraham," which means "father of many nations." Abraham's son had a son, who also had a son. Finally, after 2,000 years Jesus was born. Abraham was the great-great-great-great-(forty greats!) grandfather of Jesus.

Allow a student to try to explain how Jesus was the answer to God's promise. It was through Jesus that the entire world would be blessed. Jesus was the promised Savior of the world. Explain that, years later, God tested Abraham to see if he was willing to obey God by giving up His son. If time allows, refer to Genesis 22:16-18. Point out that Jesus was Abraham's offspring (someone born through his family line) and was sacrificed for the whole world. That is the Good News of the Bible, that Jesus made it possible for all the people of the earth to join God's family.

Talk about why people need to hear about Jesus' love and forgiveness.

Write the names of people who need to hear about Jesus either on the star above, or on the star each student made.

big. Most of the nations had never even heard of Abram. How did God plan on keeping this promise?

As the years passed and Abram got older, God took him to many interesting places. He met some very important people. Wherever Abram went, God blessed him. But one thing never left Abram's mind. He and Sarai still had no children. One dark night, Abram asked God

about His promise of a family. God led him outside and said, "Look up, Abram, and tell Me what you see." Hold up the large picture of the starry sky (or refer students to workbook page 21).

"Stars," came Abram's reply. "Beautiful stars."

"And how many stars do you see? Count them, Abram."

Inspire Action

You will need: students' paper stars, pencils or markers.

Emphasize that anyone can join God's family. Point out that there is no more important message in the world than God's Good News. He wants every person on earth to be blessed through Jesus. Have students turn to page 23 in their

workbooks. After doing the HeartBeat, direct their attention back to their stars if they each made one. On their stars they may wish to write, "He knows them each by name. Psalm 147:4." (Print this on the board for them to copy.) Explain that if God knows each star by name, then He certainly knows the names of each of their friends who need to hear about Jesus. Encourage them to write on the points of their stars the names of people they would like to see become part of God's big family. Tell them to hang their stars in their bedrooms and pray for those people every day.

Pray for Life-Change

Use this lesson and prayer time to plant seeds that might not come to fruition until a decade or more in the future. Begin by allowing your students to express the importance of the Good News about Jesus and the need of every person to hear and receive it.


Ask them to make known their willingness to go with God wherever He would like to take them to tell others the Good News about Jesus. Emphasize that it starts right where they are, and it carries to wherever God leads.

Pray that God would clearly move in the hearts of your students with the calling of His Spirit to go into the world. Allow students the opportunity to express their commitment to go wherever He says to go.

Pray for the personal requests of students. Encourage children to voice their prayer concerns. Be sure to pray for each one.

N.T. Structure & Authors

This section will help your students understand how the New Testament books fit together. They will also identify who wrote each New Testament book.



Explore More

I have read Daniel 6.


Daniel prayed on his knees 3 times daily with the windows open (6:10).

TRUE / FALSE After King Darius signed the decree, Daniel closed the window so no one could see him pray (6:10).

The mouth of the lion's den was sealed with (6:17):
the seal of the king a stone blood glue

TRUE / FALSE That night, King Darius could not eat or sleep (6:18).

King Darius' new decree brought honor to God (6:26).



N.T. Structure & Authors


Doctrine books tell about Christian beliefs and life-style.

9 Letters to Churches
4 Letters to Leaders
8 Letters to Everyone

(Name each book and the person who wrote it.)

Author Key

★ = name of book and author is the same
 L = written by Luke



Encourage students to complete this page before the next lesson.



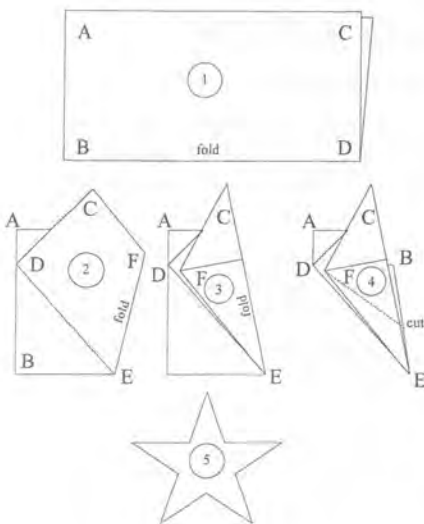
1. Snack Idea

(10-15 minutes)

Serve crackers or 'gold fish'. Perhaps also provide flavored cream cheese to spread on them.

2. How to Make a Star

Fold the square paper up into a rectangle with the fold on the bottom. (Diagram 1) Take the lower right corner of the rectangle (D) and fold it diagonally all the way to the left edge (AB) so that it touches just below the A corner. (Diagram 2) Now fold the newly created F corner so that the fold FE lies directly on top of fold DE. (Diagram 3) Then fold corner B behind so that fold BE lies directly below the fold CE. (Diagram 4) With a pair of scissors, cut from the right edge of the folds toward the bottom diagonally upwards directly through points D and F. (Diagram 4) Students use the resulting star. (Diagram 5)



3. Make a Family Tree

(10-15 minutes)

Make a family tree of Abraham's family (supply them with a model with blanks in it). Include Sarah and Hagar and each of their children. Emphasize Sarah's line (she bore Isaac) and then Leah's line (she bore Jacob), Rachel's line (she bore two of Jacob's 12 sons—the 12 tribes of Israel). Show how quickly God can multiply a nation by demonstrating what happens in just ten generations if each of the twelve sons has just four children each: $12 \times 4 \times 4 \times 4 \times 4 \times 4 \times 4 \times 4 \times 4 \times 4 = 12,582,912$ offspring!!! This could happen in less than 200 years!

(Fun fact to share: If someone shared Jesus with two people every day for thirty years and all the people believed, 21,900 would be reached. However, if someone shared Jesus with just two people a year and trained them to do the same for the next 30 years, 1,073,741,824 would be reached. More than a billion!)

4. What's in a Name?

(25-30 minutes)

Many times God (and Jesus when He was on earth) gives a new name to someone to signify a new purpose or plan for his or her life. Abram means "Exalted Father;" God later gave him the name Abraham, which means "Father of Many." This signified God's plan to bless the world through him.

God is very thoughtful when He gives out names. Acquire a baby name book from the library or get a name list off the Internet to explain the meanings of various names. Share with the students the meaning of their names and allow them to share with a partner or with the class what their names mean to them. As a follow-up, ask your students:

If God were to give you another name, what name might He give you? Why? Use the name book or list to bring more light to the discussion, pointing children to God's plan for their lives (Ephesians 2:10).

Teacher Tip

Don't forget the right brain of your students! Put another way, don't just give out information. Give room for expression! Tap their creativity! Inspire!

5. Sand Count

(15-20 minutes)

Give each student a spoonful of sand on a napkin. Have them each begin counting grains of sand, moving them into a new pile with a sharp pencil or a stiff piece of paper. Have them count out 50 to 100 grains and ask them how many they think can fit into a single spoon. Certainly more than 1,000. On a seashore it would be impossible to count all the grains of sand. Explain that the point of God's promise to Abraham is that He wanted to bless millions and even billions of people through Abraham. Explain that there are now more than 6 billion people on the earth. That means if they all held hands and stood in a line, the line would go around the whole world about 300 times! That's a lot of people. And God wants the whole world to know about His blessing through Abraham.

Supply Checklist

General Supplies:

- Bibles, student workbooks
- pencils, pens, markers
- "Hidden People" Profiles

Spark Interest

- 6" x 6" pieces of paper (pre-folded for students)
- scissors

Explore Scripture

- large picture of starry sky or constellation chart (optional)

Inspire Action:

- students' paper stars (optional)