



# The Bible Molds My Heart

#2

**Big Idea:** God shapes my heart when I respond to the Bible.

**Bible Text:** Exodus 35:4-29, 36:3-7

## Students Will:

- Know**
- Many people generously responded to Moses' request to give for the tabernacle.
  - When they gladly obey the Bible, God's Word shapes their lives.
  - A fleshly heart and a godly heart produce different kinds of fruit.
  - *Using My Bible:* Identify new ways to love God (Deuteronomy 6).
- Feel**
- Thankful to be molded into the Lord's image.
  - Empowered by the Holy Spirit to produce the Spirit's fruit.
- Do**
- Consider the consequences of having a willing or stubborn heart.
  - Ask God for a willing heart.
  - Say "Yes" to God in an area they had been resisting Him.



## Pray for Wisdom

*Lord, make my heart tender to Your voice and responsive to Your direction. I myself lack the wisdom and the perspective that You have—but if I can remain connected to You, all that is Yours will fill my life. Accomplish this for me as I teach my precious students. In Jesus' name, amen.*

## Lesson Summary

When people hear God's Word, there are two possible responses. Either they line up with it (obedience), or they don't (rebellion). When children choose to obey God, they may be motivated by a number of things. While fear of unpleasant consequences may be a factor, for some it is their only motivation. Others may be primarily working to win adult approval. Still others obey selectively, complying only when it pays immediate dividends to do so. While all these motivators play important roles in the training process, God's desire is deeper and His goal is purer. God wants our hearts. He wants to mold His people's hearts into the shape of His. He is interested in fashioning obedient children who are motivated by their love for Him.

God gave His people many commands through Moses. These laws were holy, right, and perfect, and to disobey them meant punishment, sometimes even death. It was very important that the people learn to fear God. However, when God gave orders about giving offerings for the building of the tabernacle, there was something interesting about this command. It was addressed to "everyone who is willing" (Exodus 35:5). God wanted those with a willing heart to be a part of His wonderful work. Among the people's many gifts were gold rings, earrings, pins, and ornaments to be melted down and fashioned into beautiful golden designs for the tabernacle. To God, though, the most beautiful part of this project was not the melting and molding of gold, but the melting and molding of His children's hearts.

In this lesson, students will see the importance of obeying the Bible out of a heart of love. They will be challenged to offer their hearts willingly to God for Him to melt and shape according to His Word.

Exodus 35



## The Bible Molds My Heart



Why was the Bible so important to Mary Jones?



Write words that describe what is inside each person's heart.

selfishness  
hatred  
anger  
jealousy

Fleshly  
(Galatians 5:19-21)

love  
patience  
joy  
kindness

Godly  
(Galatians 5:22-23)

Why We Got the Bible 2-B-2

5

Help children to see the two possible conditions of their hearts.



## Sing with Joy

### Special Songs

Two songs have been created to reinforce the learner targets for this unit. Lyrics and music are printed in this Teacher's Guide.

- *Treasure Expedition* (Mark Chase, 1998) Theme song for Level 2—motivates students to treasure the Bible and read it regularly.
- *God's Great, Wonderful Word* (Mark Chase, 1999) Theme song for Unit B—challenges students to share the Good News about Jesus with others.

## Memorize Bible Verse

Use your favorite translation to teach and rehearse:

**Topic:** The Bible Molds My Heart

**Reference:** Deuteronomy 6:5

### Suggested Memory Activity:

Three + One + Three

Bible teacher J. Vernon McGee once broadcast that any passage of Scripture, no matter the length, can be memorized in three weeks. The way to do this is to say the passage aloud three times in the morning, once at lunch, and three times in the evening. If this is done for three weeks, the passage will automatically become a part of the learner, who will be able to recite it without effort. Usually it takes much less than three weeks. Challenge your students to try this technique.

### Alternate Passage:

Psalm 19:7-14 (learned through the entire unit).

## Pray for Power

**Pray** that God's Spirit will allow this verse (and other verses) to penetrate the will and inspire the children to godliness.



## Spark Interest

You will need: a box of flavored gelatin, a medium mixing bowl, a stirring utensil, boiling water, cold water, a mold, and a molded snack such as gummi bears. (One option is to make finger gelatin in advance, using candy molds. If you do this, use the same candy molds for your object lesson.)

This object lesson is a fun and memorable way to illustrate how God wants to mold us by His Word. Tell students that you have an idea of a delicious treat you want to make. Spread out all your items for students to see. Ask:

- Does anybody know how to make this?

Decide that the best way to make the gelatin is to read the instructions and do what they say. Ask:

- What instructions does God want us to read and obey?

As you carefully follow the instructions on the box, ask students why people should obey God's Word. Discuss the blessings of obedience and the consequences of disobedience. If you wish, allow students to help you add the water, stir, etc. When you are ready to pour the mixture into the mold, say: When we obey God's instructions, He molds our hearts by His Word.

After pouring the mixture into the mold, set it aside and say:

If we stay in God's Word, He will mold us into the beautiful shape that He wants us to be.

## Explore Scripture

Why do people follow recipes when they are cooking? What happens if they don't follow the instructions? (Encourage responses.) If we don't follow the recipe, the food will be ruined. There are very good



## God's People Give

When Moses told the people to bring an offering to build the tabernacle, they gave more than was needed. Why do you think they gave so much?

Draw a heart around the best answer.

They knew that if they gave a lot, God would leave them alone.

They were afraid that God would punish them if they didn't give enough.



They did not realize that gold was valuable.

Since others were giving, they thought they'd better give, too, or they would look selfish.



After telling the Bible story, talk about why God wants us to give today. Help children discover the difference between willingness and obligation.

reasons to obey all of God's commands, too. If we don't read God's Word and obey it, we will ruin our lives. Of all the instructions in the world, God's commands are the most important.


There are some people who obey God, but they wouldn't if they could get away with it. That's because their hearts haven't been molded yet. They obey God, but

not with a willing heart. Here is a story from the Old Testament about some people whose hearts were molded.

Read Exodus 35:4-29 from a children's translation or a paraphrase, or tell the story in your own words. At the end of the story, have four good readers look up verses 5, 21, 26, and 29. Help them find the common word,

## Obedient Hearts

Most of all, God wants us to obey Him (see James 1:22). Draw lines to show what happens if we don't listen and obey.



Draw a picture that shows what God is doing to mold your heart.



### The Bible Molds My Heart

Deuteronomy 6:5



*God loves children and wants them to obey Him from their hearts. Lead them to welcome God's work of molding their hearts..*

"willing." Discuss the significance of the phrase, "everyone...whose heart moved him" (verse 21). Read Exodus 36:3-7 to show the happy results of the people's response to God's command. Have students complete pages 5 and 6 of their student workbooks.

Read the story of Mary Jones to the students. Help them feel the love for God's Word that this girl

had. Assist them in doing the exercise at the bottom of page 5.

"Mary Jones was a poor Welsh girl, about eight years old. She loved to hear stories from the Bible and longed to read them for herself. But no one in the family could read, and Bibles in the Welsh language were rare and expensive. When Mary was ten she was able to walk two miles to

school. She learned to read. Mary determined to save up money for a Bible of her own. It took her six long years.

When at last she had enough money for the precious book, she walked twenty-five miles to the town of Bala, barefoot.

Faint with exhaustion, Mary asked Reverend Thomas Charles if she could buy a Bible. He had three left, all of them promised to other buyers. But he was so touched with Mary's determination that he let her buy one.

We would never know this story, except for the fact that Thomas Charles was asked to speak at a meeting of the Religious Tract Society about the need for Bibles in Welsh. Mary's story, and many others from different parts of the world, so moved the people present, that, in 1804, the British and Foreign Bible Society was formed. Its aim was to provide Bibles for as many people as possible, in their own languages and at a price they could afford.

(Story adapted from *How Our Bible Came to Us*, Meryl Doney, Lion Publications, 1985, p.15.)

## Inspire Action

Show students that the gelatin has still not set. Explain that it takes time for it to really take on its new shape. Say:

- We need to stay in the Word. The more we read the Bible and obey it, the more God shapes our hearts. The more God shapes our hearts, the more we love Him. And the more we love Him, the more we'll want to read the Bible and obey it. It just keeps going and going!

Pull out the snacks that are ready to eat. Pass them out, instructing students not to eat them yet. Have them look at them, noticing their shapes. Say:

- God's Word molds our hearts if we are willing to let it.

After eating the snacks, have students bow their heads and close their eyes. Ask if there is something that they know God wants them to do, but they've been

unwilling to do it. Instruct them to pray silently, asking God to reshape their hearts. After this silent prayer time, lead them in *Pray for Life-Change* (below).

Conclude the lesson by directing students to their student workbooks and completing page 7, including *HeartBeat*.

### Pray for Life-Change

Remind children of the value Mary Jones placed on the Bible, drawing attention to the wise sacrifice she made. Emphasize that we can treasure the Bible too—even if it was easier for us to get one.

*Pray* that each student will have a new hunger for God's Word. Ask God to prompt them to read the Bible at a special point in the day, when they wake up, or sit at a meal, or as they go to bed at night.


Ask God to bless them with the exhilaration of learning from the most dependable book known to the world, the Bible!

*Pray* for the personal requests of students. Encourage children to voice their prayer concerns. Be sure to pray for each one.


### Skill: Using My Bible

This will encourage your students to become comfortable and confident using their Bibles. Guide them through the activity that will help them develop a deep love and respect for God's Word.


Help students search through Deuteronomy 6 and list ways to show their willingness to love and obey God. Invite them to practice one of those ways this week.




**Explore More**



I have read Daniel 2.



Draw a picture of the statue Nebuchadnezzar saw in his dream. What did the different parts represent?



king Nebuchadnezzar


another kingdom—inferior

a 3rd kingdom—rule over the whole earth

a 4th kingdom—will crush all the others

divided kingdom





**Using My Bible**

Think about what Deuteronomy 6:5 says. List ways that show how you can love the Lord with all of your...

HEART	MIND	STRENGTH
love others	read and see good things	use my energy in positive ways
help others	think good and pure thoughts	take care of my body
let God direct my heart in love		

Encourage students to complete this page before the next lesson.



## 1. Snack Idea

(10-15 minutes)

Serve cookies or bread in the shape of hearts, reminding the children God molds our hearts when we respond to His Word.

## 2. Digesting Scripture

(20-25 minutes)

On a large poster draw a picture of a cow. Post it on the wall of the classroom. In the picture, be sure to draw the cow's nose, mouth, teeth, tongue, throat, and stomach(s).

Use the picture as an object lesson to compare a cow's digestion to receiving God's Word into ourselves. Compare smelling, tasting, chewing, swallowing, and digesting food to listening to, reading, studying, memorizing, meditating on, and sharing God's Word, respectively.

(Note: Meditating on God's Word means to turn it over and over in our minds and to look at it from every angle.)

Suggestion: Give children a snack of crackers or something else to "digest" even as you are telling them about how God's Word goes into our hearts and minds and changes our lives. If, in the physical world, we are what we eat, this is also true in the spiritual world. Inspire them to feast on a regular diet of God's Word!

## 3. Make Expanding Hearts

(20-30 minutes)

Prepare five different sets of hearts in increasing size, each made of different colors of paper. The smallest heart should be 2-3 inches across, and each succeeding heart should be about a half inch wider than the preceding one. The children are to glue the hearts onto each other in ascending size. Have them write these words on the hearts, starting with the smallest and going to the largest: Listen, Read, Memorize, Meditate, Share. Explain as they do it that our hearts grow bigger and bigger as we dwell on God's Word and share it with others.

## 4. Play Dough Hearts

(10-15 minutes)

Provide each child with a lump of homemade or store-bought play dough to mold into the shape of a heart. Then, let them carve a picture of a Bible into the middle of the heart. Share with them Psalm 119:11 about putting God's Word in their hearts. Talk to them about ways they can do this.

## Teacher Tip

Remember that actions always speak louder than words—especially to children. More is learned by what is caught than by what is taught. Maintain a positive attitude of love toward your students, and they'll catch it for themselves.

## Supply Checklist

### General Supplies:

- Bibles, student workbooks
- pencils, pens, markers
- "Hidden People" Profiles

### Spark Interest

- gelatin mix, bowl, stirring utensil
- hot and cold water
- a mold and snacks from a mold