



# The Bible Enters My Mind

**Big Idea:** God programs my mind when I read the Bible.

#1

**Bible Text:** 1 Kings 3:2-28

## Students Will:

- Know**
- God answered Solomon's prayer for wisdom and understanding.
  - When they read the Bible, God's Word reaches their minds.
  - The Holy Spirit helps them understand God's Word.
  - *Using My Bible:* Choose a time to read their Bibles regularly.
- Feel**
- Eager to meet God in the pages of the Bible.
  - Convinced that God's Word is true.
  - Expectant that God will give them wisdom.
- Do**
- Explore ways that God puts His Word into their minds.
  - Decide on a time to read the Bible each day.
  - Ask God for wisdom and understanding.



## Pray for Wisdom

*Lord, Your Word is a prize, to be valued above all treasures—for it reveals You. As we begin this unit on "Why We Got the Bible," give me authentic appreciation for Your Word that I myself will treasure it in my heart—and may that appreciation be contagious to my students. In the name of Jesus, the Living Word, amen.*

## Lesson Summary

From their earliest years, children are inevitably programmed with false information. It takes no effort for them to pick up this misinformation. They are surrounded by "imposter wisdom," presented in forms that are easily swallowed. Many cartoons and storybooks teach concepts that are of this world, but not from above. Peers and even well-meaning adults often misguide children with a "wisdom" that is based on worldly philosophy (1 Timothy 6:20-21). A trusting child will be a victim of faulty programming unless the Word of God is fed into that child's mind and illuminated by the Holy Spirit.

Nearly 3,000 years ago, God made the ultimate offer to young King Solomon: "Ask for whatever you want Me to give you." Imagine being able to make only one request, with the sky as the limit!

Knowing that his natural mind and abilities would never be adequate to rule God's people, Solomon made his now-famous request for wisdom. God was pleased that Solomon would choose to forgo wealth, health, or fame, preferring God to fill his mind with understanding. The matchless wisdom God gave Solomon would soon be evident to the entire kingdom of Israel when word spread of how he handled a child custody case.

In this lesson, students will discover the secret of the one who came to be known as "the wisest man who ever lived." They will learn that God wants to fill their minds, too, with the wisdom that comes only by His Word, the Bible.

1 Kings 3:2-28

# The Bible Enters My Mind



Our minds are like computers. Computers send, receive, and store information that people enter into them.



Circle the ways that God puts His Word into our minds.



Why We Got the Bible 2-8-1

Talk about ways in which their minds are like computers.  
Help the children discover that God wants to fill their minds with Himself.



## Sing with Joy

### Special Songs

Two songs have been created to reinforce the learner targets for this unit. Lyrics and music are printed in this Teacher's Guide.

- *Treasure Expedition* (Mark Chase, 1998) Theme song for Level 2—motivates students to

treasure the Bible and read it regularly.

- *God's Great, Wonderful Word* (Mark Chase, 1999) Theme song for Unit B—challenges students to share the Good News about Jesus with others.

## Memorize Bible Verse

Use your favorite Bible translation to teach and rehearse:

**Topic:** The Bible Enters My Mind

**Reference:** Colossians 3:2

### Suggested Memory Activity:

Mnemonic Replacement

Allow the students to rewrite their verse substituting words with pictures, leaving as few words as possible. Nouns can be replaced with a picture of the object. The word "I" can be replaced with a picture of an "eye." John 3:16 can be recreated as follows:

for—the number "4"

God—triangle

so—needle and thread

loves/d—heart

world—globe

give/gave—gift with bow

Son—sun

believes—bumblebee, leaves

Him—hymnbook

perish/die—a die, as in dice

everlasting/eternal—a long arrow stretching right

life—a Lifesaver candy or box of Life cereal

For verses already prepared with word pictures, contact *Heart Hiders* at [www.heartiders.com](http://www.heartiders.com) or call 1-800-294-2397.

### Alternate Passage:

Psalm 19:7-14 (learned through the entire unit).

## Pray for Power

**Pray** that the children will grasp what eternal values are, and that they will comprehend how important it is to invest in the eternal, starting with their minds.



## Spark Interest

You will need: a jewelry box with a variety of jewelry.

Show the jewelry box to students. Ask if they know what it is, and what they would expect to see inside it. Open it to reveal the jewelry. Show them the jewelry piece by piece, or (if you're comfortable) allow them to handle some of it carefully. Ask:

- Why do people keep their jewelry in jewelry boxes?
- How does the jewelry get in there?
- Why is it better for me to put jewelry in the jewelry box instead of laying jewelry on a table or a chair?

Your goal is to get students thinking that things of value should be put in safe places where they can be found later and used whenever needed.

Explain that the Bible is like jewelry. The Bible is the Word of God and is full of wisdom. Ask:

- If this jewelry is like the Bible, what is the jewelry box like?

Help students see the analogy of the jewelry box being like their minds. They are to fill their minds with the valuable wisdom of God's Word. Ask:

- Why should you put God's Word in your mind?
- How do you put God's Word in your mind?

If you do not have a jewelry box, the same analogy can be made using valuable documents in a file, tools in a toolbox, money in a wallet, or an idea of your own.



God told Solomon he could ask God for *one* thing.

God was very pleased with Solomon's choice.

This word is all mixed up, but Solomon wasn't.

**D O W M I S**

What did he ask God for?

**wisdom**



How did God's wisdom help Solomon solve the problem in 1 Kings 3:16-26?

**He knew the real mother would want the child to remain alive. God showed him a test to use.**

Ask students what one prayer they would ask God to answer.

After reading 1 King 3:16-26, discuss how God's wisdom helped Solomon solve the problem.

## Explore Scripture

Do you ever forget your dreams? Sometimes our dreams are hard to remember, aren't they? Suppose you saw God in a dream and He said, "Ask for whatever you want me to give you." Do you think you'd remember that dream? I think I would! What would you want God to do for you?

Remember, you can only ask for one thing! (Encourage responses.) It's sort of like getting a wish, except that wishes happen in fairy tales and are make-believe. This happened in the Bible, so we know that it's true. Actually, the person in this Bible story didn't wish, he asked. What do we call it when we ask God for something? (Allow a response.) That's right! This

Describe or draw a picture that shows how God programs your mind.



Read the Bible



God's Word is in my mind



Pray



Tell how God's wisdom can help you make difficult decisions or choose to do the right thing.

If I read the Bible and pray,  
God will then use His word  
to show me what to do

The Bible Enters My Mind

Colossians 3:2



Verse

Discuss the importance and value of God's wisdom.

Challenge your students to consider how they plan to fill their minds with the wisdom of God's Word.

person was praying. His name was Solomon.

Solomon's father, King David, had been a good king. He had loved God's Word and tried to obey it. David taught Solomon God's commands, and Solomon watched how his father worshiped God with all his heart. Solomon grew to love the Lord, too. He told himself that he would always

worship God and obey the Scriptures, just like his father David did.

But now, his father was gone and Solomon was the new king. It was a very strange, lonely feeling for young Solomon. He might have even felt a bit scared. After all, being a king's son and being king are two very different things. There were wars and laws and

fancy dinners to worry about. What if he said the wrong thing at the right time, or did the right thing at the wrong time, or...oh, how would he ever manage to be a good king?

One day, Solomon wanted to show God the love that was in his heart. He went to Gibeon, a special place of sacrifice. On that altar, Solomon offered 1,000 burnt offerings to the Lord. That very night, God appeared to Solomon in a dream, and this is what God said. (Read 1 Kings 3:5b-9.)

Lead a brief discussion, helping students understand the nature of Solomon's request. Define "discerning heart" as "wisdom." Ask: "Do you think God was pleased with Solomon's request? Let's find out. (Read 3:10-15.)"

When Solomon returned to Jerusalem, the first thing he did was worship the Lord. Afterwards, he threw a huge party for his servants and attendants. Even in the middle of the party, though, he must have been thinking about the wonderful promise God made to him during that unforgettable dream. It wasn't long until everyone in the entire kingdom would hear about the amazing wisdom of their young king.

Read 3:16-28 or tell the story in your own words. Have students complete pages 1 and 2 of their student workbooks.

### Inspire Action

Direct students' attention back to the jewelry box. As you handle some of the jewelry, ask:

- What valuable things did David teach his son Solomon?
- What is the most valuable thing that you can store in your mind?

Have students try to imagine that you are sweeping the floor. You sweep the dirt into a dustpan and dump it into your jewelry box. Encourage responses. Make the analogy that the world tries to fill their minds with many things that are not from God. God wants us to fill our minds with the valuable wisdom of His Word. Complete page 3 of the student workbooks

together and discuss how they plan to fill their minds with the wisdom of God's Word.

Conclude by reading: "Years passed. The young man who once thought that he could never be a good king was famous all over the world. Great kings and queens from faraway countries came to hear Solomon's amazing wisdom. Many of Solomon's wise sayings are in the Book of Proverbs, a part of the Bible. Listen to these wise words written by Solomon." (Read Proverbs 2:1-6, emphasizing verse 6.) Direct students to HeartBeat and Bible Verse.

### Pray for Life-Change

Remind the children of the two kinds of thinking patterns—worldly (earthly) and heavenly (eternal). The one is foolish, the other wise.

**Pray** that the children, starting today, would alter their thought patterns and fill their minds with the things of God.

**Pray** that God's Spirit would develop in them a hunger for God's best, and convict them of vain thoughts (e.g., "I wish I was rich") and activities (e.g., excessive TV viewing) they may be giving themselves to.


**Pray** for the personal requests of students. Encourage children to voice their prayer concerns. Be sure to pray for each one.

### Skill: Using My Bible

This will encourage your students to become comfortable and confident using their Bibles. Guide them through the activity that will help them develop a deep love and respect for God's Word.


Challenge your students to set aside time to spend reading God's Word daily.

I have read Daniel 1.






Match the new names that the Babylonians gave with the Hebrew names of these boys (1:7).

Daniel	→	Shadrach
Hananiah	→	Abednego
Mishael	→	Belteshazzar
Azariah	→	Meshach




Draw pictures of what they ate.

TRUE

FALSE God gave these boys ten times more wisdom than all the Babylonian wise men (1:20).



It's easier to read the Bible regularly if you set a special time every day.

Check (✓) the times that will work best for you.

<input type="checkbox"/> before breakfast	<input type="checkbox"/> after school	<input type="checkbox"/> after dinner
<input type="checkbox"/> after breakfast	<input type="checkbox"/> before bed	<input type="checkbox"/> _____

Ask God to help you find time to fill your mind with wisdom from His Word.

*During this unit, students will read the entire Book of Daniel. Encourage students to complete this page before the next lesson.*



## 1. Snack Idea

(10-15 minutes)

Remind students of Daniel and his friends' approach to becoming strong by eating beans or vegetables. Serve unsalted or salted soy beans to make the mind strong! (See Daniel Chapter 1.)

## 2. "Hidden People" Profile

Most people would have fun handing out hundred-dollar bills to poor people on the street. Yet, every Christian has the opportunity to do something infinitely more valuable than handing out money. Through the message of the Gospel, we have the opportunity to distribute eternal life! Jesus had a passion to spread His grace and told us to preach the Gospel to all people (Mark 16:15).

The World Changers packet gives you an opportunity to open your students' eyes to this great need. It includes profiles about three hidden (unreached) people groups. Encourage students to participate in activities from the profiles, to help them comprehend Jesus' love for people everywhere. Suggestion: Focus on one people group during lessons 1-4, another during lessons 5-8, and the third in lessons 9-12.

## 3. Play "One Wish"

(15-20 minutes)

Pass out 3" x 5" cards. Remind the children of God's offer to give Solomon anything he asked for. Then, let the students write a request of God themselves on the cards. Encourage them to seek the best thing that will please God and encourage them. Allow them to share their requests with each other.

## 4. Play "Solomon's Throne"

(20-30 minutes)

Set up a chair, preferably with arm rests, in the front of the room. Allow the children to take turns being Solomon sitting on his throne, answering questions that the royal subjects bring to him. Use the activity to highlight the depth of wisdom Solomon must have had to answer questions. Stimulate the children to generate questions themselves by asking: Have you ever asked a question you couldn't find an answer to? Is there anything that your mother or father doesn't know? Note: If the students come up with very difficult questions, encourage "Solomon" to do his or her best to give an answer. The object is to stretch their own wisdom, not to give perfect answers.

Examples (provide to the children in written form, if necessary):

- Why are clouds white?
- Why did God give people two eyes, two ears, and two hands?
- How can we stop wars?
- Why is water clear?
- How can I do better in school?
- How can I get along better with my little brother?
- Why is snow cold?
- Where does the wind come from?
- Why does the ocean have salt in it?

## Teacher Tip

Hardly anything in learning is more powerful than the use of a child's name. When a child hears his or her name, it reaches the heart. Practice saying the names of your students at home with the intonation you imagine Jesus would use. Then say their names in class to affirm, to encourage, to challenge, and if necessary, to confront. Let Jesus love the children through you.

## 5. White Noise or Quiet?

(10 minutes)

Demonstrate to the children the importance of focusing the mind when reading or listening to the Bible. To do this, quietly read aloud from a new passage of Scripture with an interfering tape recording playing somewhat loudly in the background. Because of the noise, the children will not actually understand what you're reading.

After you read, ask the children questions about the passage you read. They shouldn't be able to answer most of them. Then, read the passage again, only this time without the noise in the background. Ask the questions the children can now answer. Emphasize that it is important to get in a quiet place when we read the Bible and not allow any noises or distractions to rob us from understanding what God wants to put in our minds.

## Supply Checklist

### General Supplies:

- Bibles, student workbooks
- pencils, markers, crayons
- paper, glue, tape
- "Hidden People" Profiles

### Spark Interest

- jewelry box, jewelry